




▲ Arrowboard
633-0069



▲ Replacement Control Box
Superior Traffic Manager
(for use with Arrowboard 633-0069)
633-0303



▲ Circuit Board
(for use with Control Box 633-0303)
633-0262



▲ Replacement Control Box
633-0149



▲ Replacement
Circuit Board
633-0263



▲ Arrowstick
633-0375



▲ Replacement Control Box
Superior Signal
(for use with Arrowstick 633-0375)
633-0407



▲ Amber Clearance Light
633-0005



▲ Red Clearance Light
633-0006



▲ Clearance Light Bar
633-0256



▲ Beacon
633-0464



▲ Strobe
633-0008



▲ Handheld Spotlight

681-0054 for units built before September 1, 2004.
 681-1005 for units after September 1, 2004
 Replacement bulb: 690-0045



◀ Electric Cord Reel -
 50 ft long cord
 (for Handheld Spotlight)

711-0170 for units built before
 September 1, 2004.
 711-22329 For units after
 September 1, 2004



▲ Handheld Spotlight
 Replacement Outlet

631-0011 for units built before
 September 1, 2004.



▲ Handheld Spotlight
 Replacement Plug

631-0010 for units built before
 September 1, 2004.



▲ Limit Switch

631-0043 (for Debris Tank Level
 Indicator Arm and Articulating Hose
 Reel Outrigger Leg)

Replacement lever and roller:
 631-0244 (current style)
 631-0044 (old style)



▲ Handheld Spotlight
 Replacement Outlet

631-0477 for units built after
 September 1, 2004.



▲ Handheld Spotlight
 Replacement Plug

631-0491 for units built after
 September 1, 2004.




▲ Limit Switch

631-0029 (for Vacuum
 Breaker Hydraulic Cylinder)

Replacement lever and roller:
 631-0244 (current style)
 631-0044 (old style)



▲ Boom Joystick Switch
631-0001



▲ Contact Block
(for Boom Joystick 631-0001)
631-0002 (each, 2 required)



▲ Emergency Engine Stop Switch
(Truck and Auxiliary Engine)
631-1061



▲ Auxiliary Engine Fuse Holder
630-0022



▲ Auxiliary Engine Replacement Fuse-15 AMP
630-0042



▲ Circuit Breaker

Part Number	Description
630-0081	5 AMP
630-0082	10 AMP
630-0083	15 AMP
630-0176	20 AMP
630-0198	25 AMP



▲ Auxiliary Engine Start/Stop Switch
631-0014



▲ Auxiliary Engine Indicator Light
633-0017



▲ **Boom Pendant with 3 Toggle Switches**
(for use with Fixed Boom)

711-3962 (up to May 31, 2002)

711-7639L030 (June 1, 2002 and later)



▲ **Boom Pendant with 4 Toggle Switches**
(for use with Telescopic Boom)

711-3960 (up to November 30, 2001)

After December 1, 2001, use 711-6988L030

711-6202 (3 yard machine with no vacuum breaker)



▲ **Boom Pendant with 5 Toggle Switches**
(for use with Telescopic Boom and Vacuum Breaker Control)

711-4907 (up to November 30, 2001)

711-6988L030 (December 1, 2001 and later)



▲ **Hi-Dump Control Pendant**

711-16327 (October 1, 2002 to November 3, 2003)


711-16329 (November 4, 2003 and later)




- ▲ **Omnex Wireless Controller**
(for Omnex Wireless Transmitters)
633-1088 for units with Emergency Stop Switch
633-0888 for units without Emergency Stop Switch




- ▲ **Omnex Wireless Controller**
for use with Omnibus
(for Omnex Wireless Transmitters)
633-1488 Omnex Model R170



- ◀ **Omnex Wireless Transmitter**
633-0889 without Emergency Stop Switch
692-2851 Replacement Decal



- ◀ **Omnex Wireless Transmitter**
633-1089 with Emergency Stop Switch
692-2851 Replacement Decal



- ◀ **Omnex Wireless Transmitter**
for use with Omnibus
633-1489 with Emergency Stop Switch
692-2851 Replacement Decal



▲ Boom Pendant Replacement Push Button Switch
631-0012



▲ Boom Pendant Outlet
631-0192 (9 Pin)
631-0005 (8 Pin)



▲ Boom Pendant Replacement Toggle Switch
ON/OFF Switch
631-0019



▲ Boom Pendant Plug
631-0193 (9 Socket)
631-0006 (8 Socket)



▲ Boom Pendant Replacement Toggle Switch
ON/OFF/ON Switch - Momentary
631-0052



▲ Boom Pendant Replacement Wire
(10 conductor) per foot
630-0301